







CAPACITY CHART

VENUE	THEATRE 	CLASSROOM 	U-SHAPED 	BOARDROOM 	BANQUET 	RECEPTION 
LEVEL 1						
ROYAL PAVILION BALLROOM	700	324	-	-	500	650
ROYAL PAVILION I	190	72	48	44	100	130
ROYAL PAVILION II	320	144	57	50	180	250
ROYAL PAVILION III	190	72	48	44	100	130
ROYAL PAVILION I&II / II&III	510	216	-	-	280	380
LEVEL 2						
TANGLIN I-IV	240	108	96	90	200	200
TANGLIN I, II, III, IV	50	24	18	21	40	50
TANGLIN I&II / II&III / III&IV	100	54	42	38	80	100
TANGLIN I-III / II-IV	160	78	60	56	140	150
TOMLINSON	50	24	18	18	40	50
CUSCADEN	90	48	30	30	60	80
NAPIER	20	9	-	12	-	20
GRANGE	20	9	-	12	-	20
LEVEL 3						
NASSIM	190	108	84	48	160	200
PATERSON	192	105	45	33	160	140
BOARDROOM	30	12	9	14	20	30